

# Panasonic®

**Building Passion,  
Building Solutions.**  
Panasonic Air Conditioning Systems

We face a time in which "quality air" differentiates business. It's a time for Panasonic to fully display its strengths. Our ability to assemble and build superior systems isn't just due to the rich resources we have as a comprehensive electronics manufacturer, but also to Panasonic's 100 years of tradition, where each person thinks and acts on their own initiative while working in a team to reach further heights. We do not compromise. Each of our independent selves is a one stop solution. We face our customers' challenges together with our customers and do all that we can to build effective systems. As a true partner for our customers, we strive to always be at the forefront of business.

- Please read the Installation Instructions carefully before installing the unit, and the Operating Instructions before using it.
- Specifications are subject to change without prior notice.
- The contents of this catalogue are accurate as of March 2021.
- Due to printing considerations, actual colours may vary slightly from those shown.
- All graphics are provided solely for the purpose of illustrating a point.



Do not add or replace refrigerant other than the specified type. Manufacturer is not responsible for damage or deterioration in safety due to usage of other refrigerant.

Authorised Dealer

OCAU\_R32 PAC Duct\_CAT\_2022\_V1

**Panasonic Australia Pty. Limited.**

Address: 1 Innovation Road, Macquarie Park, NSW 2113  
ACN 001 592 187 ABN 83 001 592 187

aircon.panasonic.com.au

## PREMIUM INVERTER DUCTED AIR CONDITIONING 2022 / 2023

Scan for more Panasonic Air Conditioning information.  
Connect with your smartphone using this QR

HVAC Site



Product information



nanoe™X

**R32**  
REFRIGERANT



**A Better Life, A Better World**

QUALITY AIR FOR LIFE

# Panasonic Air Conditioning 24-hour nanoe™X Air Purification\*1



**Airborne Viruses**  
Last up to 3 hours

**Adhered Viruses**  
Last up to 2-7 days

**Fabrics**  
Virus lifespan up to 2 days

**Wood**  
Virus lifespan up to 2 days

**Glass Surface**  
Virus lifespan up to 4 days



Source: <https://www.businessinsider.com/coronavirus-lifespan-on-surfaces-graphic-2020-3>  
\*1 The nanoe™X mode can be run independently from cooling or heating mode, and needs to be on for the 24 hour air purification to function.

## Remote Controller



**CONEX**  
Zone controller  
(CZ-RTC6Z)



**CONEX**  
(CZ-RTC6BLW)

nanoe™X is a feature of all NX series units.  
The CONEX Zone controller (CZ-RTC6Z) and CONEX (CZ-RTC6BLW) lets you switch nanoe™X OFF and ON wherever you are, giving you 24 hr access to clean air in your room.

## Product Line-Up

Cooling Capacity	6.0kW	7.1kW	10.0kW	12.5kW	14.0kW	16.0kW	18.0kW	20.0kW	22.4kW
<b>R32 REFRIGERANT</b>									
<b>R32 Deluxe Model</b>			 U-100PZH3R8*2	 U-125PZH3R8*2	 U-140PZH3R8*2	 U-160PZH2R8*2*3			
<b>R32 REFRIGERANT</b>									
<b>R32 Compact Model</b>			 U-100PZ3R8*2	 U-125PZ3R8*2	 U-140PZ3R8*2				

\*2 3-Phase model. \*3 These models are not NX Series and do not have NX features.

# Live Better with 24-hour nanoe™X Air Purification\*

While the general filters in air purifiers are effective against airborne bacteria and viruses, nanoe™X also works to inhibit longer-living, adhered bacteria and viruses. As well as this, the CONEX remote control (CZ-RTC6BLW or CZ-RTC6Z) gives you access to your air conditioner anywhere, anytime, so you can turn nanoe™X on even while you're out and enjoy 24-hour quality air in your home.



\* The nanoe™X mode can be run independently from cooling or heating mode, and needs to be on for the 24 hour air purification to function.



## The Key Technologies

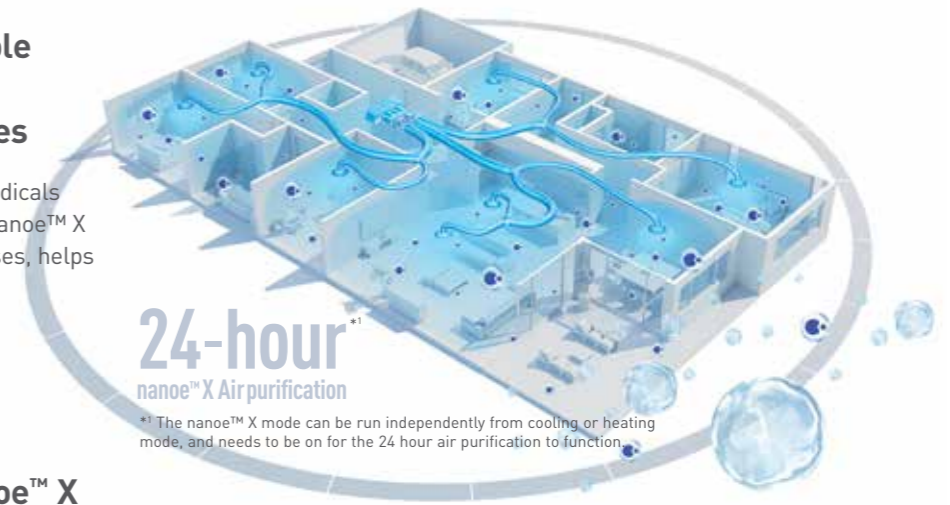
Thanks to the groundbreaking combination of Panasonic's unique nanoe™X air cleaning technology and the IoT-enabled CONEX remote control (CZ-RTC6BLW/ CZ-RTC6Z), you can now have control of clean, clear air whenever you need it.



## Healthy Air for a Healthy Home with nanoe™X

### Cleaning Your Whole Home by Inhibiting Bacteria and Viruses

Up to 9.6 trillion hydroxyl radicals are releasing per second, nanoe™X inhibiting bacteria and viruses, helps keeping your home clean.



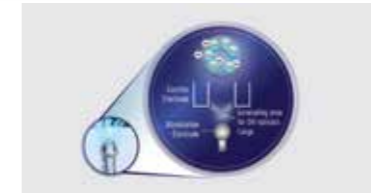
\*1 The nanoe™X mode can be run independently from cooling or heating mode, and needs to be on for the 24 hour air purification to function.

### Uniqueness of nanoe™X




Effective on fabrics and surfaces

\*Nano-sized (5-20nm) nanoe™X can penetrate cloth fibres to inhibit adhered pollutants.



Maintenance-free

\*The nanoe™X device requires no maintenance as its atomisation electrode is enveloped with water during its generation process and it is made of Titanium.



Actively fill in the room

\*Hydroxyl radicals contained in water actively fill an entire room and go beyond the filter to inhibit adhered and airborne viruses.

## Comfort Cloud App Control with CONEX\*2

### 24hr nanoe™X Air Purification App Control

CONEX (CZ-RTC6BLW) and CONEX zone controller (CZ-RTC6Z) come with WLAN allowing you to control and monitor your air conditioner anytime, anywhere via the Comfort Cloud App. Now you can turn on nanoe™X even when you are at out, so you can come home to clean air in your house.



\*2 CZ-RTC6BLW and CZ-RTC6Z


Switch on and purify when you are out

Cool and purify when you are at home







### Pre-Cool Your Office Before Arriving




To enjoy the most comfortable day at work, pre-cool it before reaching and be greeted with a cool and pleasant office.




### Conveniently Turn All OFF/ON Easily




Never have to worry about individually switching OFF/ON your air conditioner units. With a tap, you can turn all your air conditioner OFF/ON.




### Purifies Your Office with nanoe™ X




With the Comfort Cloud App, you can easily turn on the nanoe™ mode anytime, anywhere.



### Group Status



### Statistics



### Individual Comfort and Energy Saving

Airflow Volume Control

The damper opening can be controlled with the Comfort Cloud app. Adjust the air volume conveniently according to your daily life.







The living room damper opening is increased.

For daily naps, reduce the air volume so that it doesn't get too cold.

### Auto-optimised Comfort for Your Lifestyle

Weekly Timer

Able to set 6 timers/day. Realise optimal control day & night for your lifestyle with timers.






Pre-cool 30 minutes before going to bed, living zone off 30 minutes later.


Cool your bedroom on weekend mornings to suit your oversleep.

### Purifies Your Room with nanoe™ X


24hr Clean Air




When you go out, clean the air with the nanoe™ mode. Pre-cool the living zone according to the time you return home.



### Zone Status



### Statistics



## Requirements for Connecting with Panasonic Comfort Cloud App




External Adapter, Remote Controller Network

## Other Hardware Requirements\*

Router - Internet - Smartphone  
(Required 2.4GHz transmission channel)  
\*Purchase and subscribe separately



## Compatible Device and Browsers

- iOS 9.0 or above
- Android™ 5.0 Lollipop or later



## Download Free App

Panasonic Comfort Cloud app

# Next Generation One-touch Control, Anytime, Anywhere

Air conditioning for each zone anytime, anywhere according to your needs. Enabled by the fusion of Panasonic's IoT technology and cloud service.

CONEX Zone Controller



Product movie



## Stress-free Operation with the CONEX Zone Controller

To suit the lifestyles of different families, the optimum air conditioning for any scene at a variety of times can be achieved with simple operation using a smartphone.

**CONEX**  
Zone controller



### Individual comfort

#### •Airflow volume control

The damper opening can be controlled with the Comfort Cloud App. Adjust the air volume conveniently according to your lifestyle.



E.g.) Open the living room damper when the family gathers. For daily naps, reduce airflow volume so that it doesn't get too cold.



### Auto optimised comfort for your lifestyle

#### •Weekly timer

Able to set 6 timers/day. Realize optimal control day & night for your lifestyle with timers.



E.g.) Usually, pre-cool a child's room 30 minutes before going to bed. After your child is asleep, the air conditioner turns off. If you want your child to rest longer, you can turn on cooling again in the morning.





### Enable comfort for whole family

#### •Target temperature control

The temp targeted zone can be switched easily according to how you and your family spend time, making the whole family comfortable.



E.g.) When gathering in the living room, switch to AC control based on the living room temperature to reach a comfortable temperature. You can also clean the air with the nanoe™ mode.

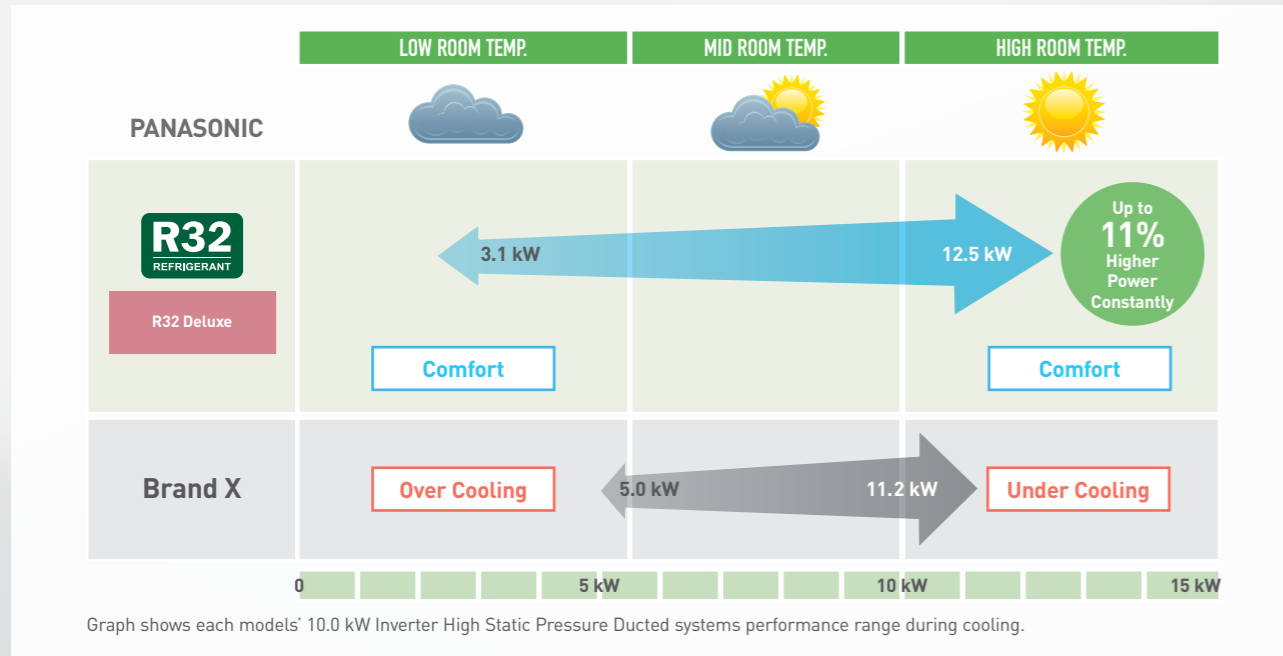
Controllable Function List RC and App	Zone Controller (CZ-RTC6Z)		Comfort Cloud
	ON/OFF (CAPZ1S)	Multiple (CAPZ1M)	APP
Function			 
Power ON/OFF	✓	✓	✓
Temperature setting	✓	✓	✓
Fan Speed Setting	✓	✓	✓
Mode Selection	✓	✓	✓
Zone ON/OFF	✓	✓	✓
Damper Step Settings	—	✓	✓
Weekly Timer	—	—	✓
nanoe™ X ON/OFF	✓	✓	✓
WLAN Settings	✓	✓	—
Enter Zone Names	✓	✓	✓
Temperature Zone Setting	✓	✓	✓
Auto Sensor	✓	✓	—
Spill Zone Settings	✓	✓	✓
Spill Zone Notification	✓	✓	✓
Field Settings	✓	✓	✓
Test Run	✓	✓	—
Operate from Outside	—	—	✓
Operate from Any Room	—	—	✓
Multiple Users	—	—	✓

Note: Product images not to scale.

# Why Choose Panasonic?

## Constant Comfort Air Conditioning

Another advantage of Panasonic Premium Inverter technology includes its ability to ensure precise temperature control and offer a wider power output range to perform in even the most extreme conditions in Australia, ensuring constant comfort.



## All Side Discharge R32 Outdoor Units

Panasonic's new range of outdoor units feature intuitive technology and thoughtful engineering. The two innovative ranges of R32 units, both Deluxe and Compact, feature energy and space saving technologies, allowing installation in even the tightest and demanding conditions.



## Class Leading Features



### Energy Saving Technologies

Panasonic's Premium Inverter technology creates a powerhouse energy-saving ducted air conditioning system with the ability to lower both cooling capacity and power consumption when required. Panasonic's clever technologies benefit both the environment and your power bill, so your green intention won't prevent you from living a comfortable life.



### Designed for The Australian Environment

Our Premium Inverter ducted systems boast an outstanding operating temperature range. Cooling operation is possible even when it is a scorching up to 48°C outside, which is perfect for Australia's hot summer days and the heating operation is designed to operate even when it's a freezing -20°C outside, so even the coldest parts of Australia are covered.



### Superior Technology Makes Superior Systems

- Demand Response Enabling Device (DRED) ready
- Panasonic Premium Inverter technology
- DC indoor fan motor\*
- Incredibly quiet operation
- Compact indoor and outdoor design
- Easy interfacing for remote On/Off, control outputs, and third party control.

\* Excludes 14.0kW and 16.0kW.

Note: In case of R32 Deluxe Models up to 14.0kW. Please refer to Technical Data Capacity Table for full details.



### Quiet Operation

Panasonic Premium Inverter ducted systems are amongst the quietest in the world, so you can enjoy the comfort of running your air conditioner at night and still have a relaxing sleep. The outdoor unit is also very quiet which means you don't have to worry about keeping your neighbours up either.



### Cold Drafts Reduced During Winter

Cold drafts during start-up are a common unwanted side effect of ducted air conditioning systems. During heating mode Panasonic Premium Inverter ducted air conditioners employ clever sensor technology that allows airflow to enter the room when it has been warmed. This great feature reduces cold drafts, keeping you comfortable at all times.



### You Can Count on Panasonic

Panasonic air conditioners are manufactured to the highest quality standards to ensure years of reliable comfort. We even back our reliability by offering a full 5 year parts and labour warranty.



# Specifications

## R32 Compact Model



**nanoe<sup>™</sup>X**  
nanoe<sup>™</sup>X as a standard\*  
\*nanoe X Generator Mark 2



### Indoor Unit

Hidden in your ceiling



**6.0kW**  
S-60PE3R



**7.1kW - 10.0kW**  
S-71PE3R / S-100PE3R



**12.5kW - 14.0kW**  
S-125PE3R / S-140PE3R

### Outdoor Unit

Sits outside your home



**6.0kW - 7.1kW**  
U-60PZ3R5 / U-71PZ3R5



**10.0kW - 14.0kW**  
U-100PZ3R5 / U-100PZ3R8\*\* / U-125PZ3R5  
U-125PZ3R8\*\* / U-140PZ3R5 / U-140PZ3R8\*\*  
\*1 3-Phase

### Optional Controller

Variety of options, easy to use



**CZ-RTC6BL / CZ-RTC6BLW**  
CONEX High-Spec.

This wired remote controller offer IoT integration that connects directly to a variety of apps.

\*\* only for CZ-RTC6BLW  
\*\* only for CZ-RTC6BL and CZ-RTC6BLW



**CZ-RTC6Z**  
CONEX Zone Controller

This remote controller can manage up to 8 zones of air conditioning.



**CZ-RTC5B**  
Deluxe Wired Remote Controller

This optional backlit LED large controller can be installed in your bedroom so you can change the temperature during the night without turning on the light.



**CZ-RTC4**  
Wired Remote Controller

The wall control with its large LCD display gives you full operational access and can be easily customised to suit your unique requirements.



**CZ-RWS3 + CZ-RWRC3**  
Wireless Remote Controller

This wireless remote controller gives you the convenience to operate the unit from anywhere in the room.



**PAC Smart Connectivity SER8150**

Fully customisable and Building Management System ready wall controller.



**CZ-CAPWFC1**  
Network Adaptor

Anywhere, anytime control and monitoring multiple air conditioning units.

Note: CZ-RTC6BL, CZ-RTC6BLW, CZ-RTC5B, CZ-RTC6Z or selected wireless remote controller is needed to turn on or turn off nanoe<sup>™</sup>X, please consult Panasonic for details. Product images not to scale.

Capacity	6.0kW		7.1kW		10.0kW		12.5kW		14.0kW		
Model Name	Indoor Unit	S-60PE3R	S-71PE3R	U-60PZ3R5	U-71PZ3R5	S-100PE3R	S-125PE3R	S-140PE3R	U-100PZ3R8	U-125PZ3R5	U-140PZ3R8
Cooling capacity :	kW	6.0 (2.0 - 7.1)		7.1 (2.6 - 7.7)		10.0 (3.0 - 11.5)		12.5 (3.2 - 13.5)		14.0 (3.3 - 15.0)	
		6.0 (1.8 - 7.0)		7.1 (2.1 - 8.1)		10.0 (3.0 - 14.0)		12.5 (3.3 - 15.0)		14.0 (3.4 - 16.0)	
Heating capacity	BTU/h	20,500 (6,800 - 24,200)		24,200 (8,900 - 26,300)		34,100 (10,200 - 39,200)		42,700 (10,900 - 46,100)		47,800 (11,300 - 51,200)	
		20,500 (6,100 - 23,900)		24,200 (7,200 - 27,600)		34,100 (10,200 - 47,800)		42,700 (11,300 - 51,200)		47,800 (11,600 - 54,600)	
EER - COP	W/W	3.24 - 4.08		3.21 - 4.25		3.58 - 4.08		3.55 - 4.03		3.25 - 3.76	
COP@H2 condition	W/W	3.00		3.11		2.88		2.56		2.68	
Total power input	kW	1.84 - 1.47		2.21 - 1.67		2.79 - 2.45		3.52 - 3.10		4.31 - 3.72	
		3.98 - 3.95		4.64 - 3.95		4.64 - 3.95		4.60 - 3.93		4.27 - 3.79	
TCSPF : HSPF	Residential	Average Climate		3.56 - 3.88		3.59 - 4.00		4.17 - 3.81		4.16 - 3.79	
		Cold Climate		3.58 - 3.59		4.23 - 3.55		4.26 - 3.47		4.03 - 3.34	
		Hot Climate		4.25 - 3.83		4.22 - 3.91		4.99 - 3.90		4.96 - 3.84	
		Average Climate		4.16 - 3.74		4.19 - 3.83		4.98 - 3.80		4.88 - 3.73	
TCSPF : HSPF	Commercial	Cold Climate		4.38 - 3.58		4.41 - 3.67		5.28 - 3.61		5.20 - 3.52	
		Hot Climate		4.25 - 3.83		4.22 - 3.91		4.99 - 3.90		4.96 - 3.84	
		Average Climate		4.16 - 3.74		4.19 - 3.83		4.98 - 3.80		4.88 - 3.73	
		Cold Climate		4.38 - 3.58		4.41 - 3.67		5.28 - 3.61		5.20 - 3.52	
Indoor Unit		Phase/Hz		1 Phase / 50Hz		1 Phase / 50Hz		1 Phase / 50Hz		1 Phase / 50Hz	
Power source		V		230V   240V		230V   240V		230V   240V		230V   240V	
Dimensions		H x W x D		Indoor		Indoor		Indoor		Indoor	
Net weight		kg		290 x 1,200 x 700		360 x 1,200 x 700		430 x 1,200 x 700		430 x 1,200 x 700	
Air volume (H/M/L)		Cooling / Heating		31		36		37		50	
External static pressure		Pa		367 / 334 / 267 - 367 / 334 / 267		501 / 434 / 367 - 501 / 434 / 367		668 / 584 / 484 - 668 / 584 / 484		835 / 768 / 601 - 835 / 768 / 601	
Sound pressure level (H/M/L)		Cooling / Heating		70 (10 - 150)		100 (10 - 150)		100 (10 - 150)		100 (50 - 150**)	
Sound power level (H/M/L)		Cooling / Heating		43 / 41 / 40 - 43 / 41 / 40		45 / 44 / 43 - 45 / 44 / 43		48 / 46 / 44 - 48 / 46 / 44		49 / 47 / 45 - 49 / 47 / 45	
Number of fan speeds		dB		60 / 58 / 57 - 60 / 58 / 57		62 / 61 / 60 - 62 / 61 / 60		70 / 68 / 66 - 70 / 68 / 66		71 / 69 / 67 - 71 / 69 / 67	
Drain piping		mm		3		3		3		3	
Outdoor Unit		Phase/Hz		1 Phase / 50Hz		1 Phase / 50Hz		1 Phase / 50Hz		3 Phase / 50Hz	
Power source		V		230V   240V		230V   240V		230V   240V		400V   415V	
Current (rated)		A		8.50 - 6.95   8.15 - 6.60		10.3 - 8.00   9.90 - 7.65		13.9 - 12.4   13.4 - 11.9		17.0 - 15.0   16.3 - 14.4	
Dimensions		H x W x D		695 x 875 x 320		695 x 875 x 320		996 x 980 x 370		996 x 980 x 370	
Net weight		kg		43		50		83		87	
Air volume		Cooling / Heating		701 - 701		746 - 766		1,219 - 1,219		1,369 - 1,336	
Sound pressure level (Silent mode)		Cooling / Heating		48 (46) - 49 (47)		49 (47) - 49 (47)		52 (50) - 52 (50)		55 (53) - 55 (53)	
Sound power level (Silent mode)		Cooling / Heating		66 (64) - 67 (65)		67 (65) - 67 (65)		70 (68) - 70 (68)		73 (71) - 73 (71)	
Piping connections		Liquid / Gas		Ø6.35 / Ø12.7**		Ø6.35 / Ø15.88**		Ø9.52 / Ø15.88		Ø9.52 / Ø15.88	
Pipe length range		min. - max.		3 - 40		3 - 40		5 - 50		5 - 50	
Elevation difference (DU located lower, OU located higher)		m		15 - 30		15 - 30		15 - 30		15 - 30	
Maximum chargeless length		m		30		30		30		30	
Refrigerant at shipping, Additional gas amount		g		R32 1,130 / 15 (g/m)		R32 1,320 / 17 (g/m)		R32 2,400 / 45 (g/m)		R32 2,800 / 45 (g/m)	
Operating range		Cooling / Heating		°C		-10 to 46 - -15 to 24		-10 to 46 - -15 to 24		-10 to 46 - -15 to 24	

Notes:  
 • In the case of nanoe X OFF • In case it is necessary to indicate the air flow volume in (l/s), the value in (m³/min.) shall be multiplied by 16.7 and rounded down the decimal point.  
 • AER and ACP classification is at 230V(400V) only in accordance with GEMS2019. • TCSPF, HSPF and Total Energy consumption indicate the value of average temperature zone.  
 • Indoor and outdoor sound levels are determined in an anechoic chamber and may differ once the unit is installed due to ambient conditions  
 \*\* Not adjustable, refer to "Indoor Fan Performance" section of technical data.  
 \*\* For piping connection for 6.0kW unit, connect the gas socket tube (Ø12.7-Ø15.88) to the gas tubing side indoor unit and connect the liquid socket tube (Ø6.35-Ø9.52) to the liquid tubing side indoor unit.  
 \*\* For piping connection for 7.1kW unit, connect the liquid socket tube (Ø6.35-Ø9.52) to the liquid tubing side indoor unit.