



HEATING AND COOLING SOLUTIONS

LITE SYSTEMS



Featuring a contoured matte white flat panel design, whisper quiet operations and an easy to use controller.

2.0kW
-TO-
7.1kW
CAPACITY RANGE

14
MODELS



LITE

WALL MOUNTED SPLIT SYSTEM



R32 REFRIGERANT

R32 is the next generation in refrigerants with 66% lower 'Global Warming Potential Factor' than R410A, providing less risk of harm to the environment.



WHISPER QUIET

Daikin's Lite Series is not just compact in size but also quiet in operations, featuring an Indoor Unit Quiet mode that reduces the indoor unit operational noise level down to 19dBA* to maintain room acoustics.



COMPACT SIZE

Utilising a range of new technologies including R32 as a refrigerant, a redesigned indoor heat exchanger with Ø5mm piping and a new large rotor cross-flow indoor fan has resulted in a more compact design for both the indoor and outdoor machines.



ECONOMICAL COMFORT

The Lite Series features up to 4.5 Star Rating energy performance (2.5kW model) in both cooling and heating operations.



LIFESTYLE CONVENIENCE

Features a simplified backlit wireless remote controller with precision temperature set point adjustment in 0.5°C increments and a built-in count up-down ON/OFF timer for convenient set and forget operations.



COANDA AIRFLOW

Discharge louvres are specially designed to stream air upwards along the ceiling for longer throws and delivering rapid cooling and even temperature distribution in the occupied space.

TECHNOLOGY

NEW CROSS FLOW FAN

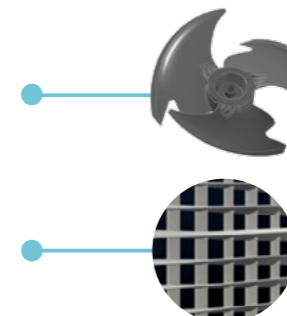
Large diameter rotor with aerofoil blade design delivers larger volumes of air more quietly than ever before

REDESIGNED HEAT EXCHANGER

Slit type fin design with Ø5mm piping increases heat exchange area for improved capacity output and energy performance

NEW ODM MOTOR

Compact 10 pole DC outer rotor motor delivers higher torque more efficiently



V-CUT WING FAN

With a larger diameter fan and a new V-Cut fan blade design, air volume is increased by up to 18% whilst turbulence is reduced across the surface of the fan for a quiet, more efficient operation

TWIST GRILLE

Grille fins are angled to match the airflow path from the outdoor unit's fan, reducing airflow resistance for quieter operations.

DESIGN EVOLUTION

Incorporating the latest cutting-edge technologies, the Lite Series features a compact modern design, delivering air conditioned comfort more quietly than ever before.



*Refers to 2.0kW, 2.5kW & 3.5kW models in cooling operation

Note: Dimensions are HxWxD in mm, SP refers to indoor sound pressure in cooling operations



(OPTIONAL)

WIRED CONTROLLER

COMFORT AT YOUR FINGERTIPS

Daikin's wired controller provides ultimate control of your indoor unit to suit your lifestyle needs. Featuring an intuitive interface for easy operation and a clean minimalistic design, it is able to blend seamlessly into your home's decor.

FEATURES

1. Clear, backlit display with easy-to-read text
2. Weekly schedule timer with maximum 5 actions per day
3. Holiday function select the days for which the schedule will be disabled
4. Set temperature limit, to predefine a temperature range for cooling or heating cycle, helping you reduce your energy consumption
5. Off Timer, programmable in 10 minute increments from 30 minutes to 180 minutes

Note:
 i. Additional wiring adaptor required for compatibility with BRC073A4 (25-50 Class: BRP067A42 & 60-71 Class: BRP980B42)
 ii. Wireless LAN Adaptor (Mobile Controller, BRP072C42) CANNOT be used in conjunction with BRC073A4



CONTROLLER MODEL NO: BRC073A4



(OPTIONAL)

MOBILE CONTROLLER

WI-FI CONTROL FOR YOUR DAIKIN WALL MOUNTED SPLIT

Mobile Controller puts your air conditioner's frequently used functions at your fingertips with an easy to use app. In conjunction with Daikin's BRP072C42 wireless LAN adaptor, the easy to use Mobile Controller app lets you use your smartphone or tablet to operate your Daikin wall mounted air conditioning unit via Wi-Fi or the internet.

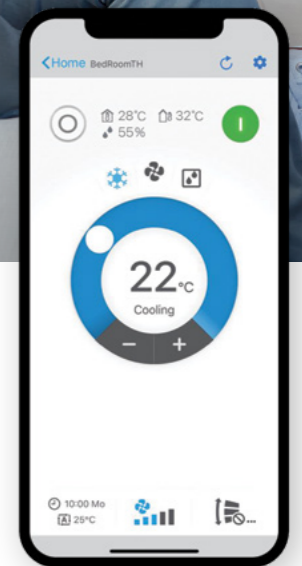
FEATURES

1. Start/stop operation
2. Set operation mode: Auto/Cool/Heat/Fan/Dry
3. Set temperature operation
4. Show room temperature
5. Show outdoor temperature
6. Error notification
7. Set weekly schedule



The Mobile Controller app is available for download, free from the Apple App Store or Google Play.

Note:
 i. Additional wiring adaptor required for compatibility with BRP072C42 (25-50 Class: BRP067A42 & 60-71 Class: BRP980B42)
 ii. Mobile Controller CANNOT be used in conjunction with BRC073A4 (Wired Controller)



ADAPTOR MODEL NO: BRP072C42

If you're after air conditioning for two separate rooms, Daikin Multi Lite is the smart choice. It takes only one outdoor unit to maintain comfort in both rooms.



REVERSE
CYCLE

7.0kW
CAPACITY RANGE

1
MODEL

MULTI LITE

2-PORT MULTI SPLIT SYSTEM



R32 REFRIGERANT

R32 is the next generation in refrigerants with 66% lower 'Global Warming Potential Factor' than R410A, providing less risk of harm to the environment.



LITE SERIES INDOORS

Indoor unit design is based on the Lite Series split system, harnessing all features and specifications and available in 20, 25, 35 and 50 Class models.



ENERGY EFFICIENT

With simultaneous operation of both indoor units, Multi Lite is still able to achieve EERs of up to 3.72 & COPs of up to 4.67 (25 & 50 Class indoor unit combination).



CONNECTABILITY

Up to two wall mounted indoor units can be connected to Multi Lite with a maximum combination of 25 + 50 Class.



INDIVIDUAL COMFORT

Each indoor unit can be individually controlled, scheduled and set to the desired room temperature ensuring optimal comfort for all occupants in the household at anytime.*



OPTIONAL WI-FI CONTROL

Each indoor unit can be fitted with Daikin's optional Mobile Controller (BRP072C42) allowing you to control your system from anywhere, anytime.

CAPACITY BOOST FEATURE



If only one indoor unit is in operation, a boost in capacity (50 Class: up to 7%) will automatically be concentrated into the operating indoor unit allowing for rapid cooling/heating of the zone.

INDOOR COMBINATIONS

OUTDOOR UNIT	INDOOR UNIT COMBINATION (CLASS)	COOLING				HEATING			
		EACH CAPACITY (KW)		TOTAL CAPACITY (KW)	EER	EACH CAPACITY (KW)		TOTAL CAPACITY (KW)	COP
		ROOM A	ROOM B	RATED (MIN-MAX)		ROOM A	ROOM B	RATED (MIN-MAX)	
2MXF70TVMA	20	2.00	-	2.00 (1.40-3.48)	4.35	2.40	-	2.40 (1.30-3.59)	3.93
	25	2.50	-	2.50 (1.40-3.48)	4.24	3.00	-	3.00 (1.30-3.59)	3.95
	35	3.50	-	3.50 (1.50-4.59)	3.85	3.70	-	3.70 (1.30-4.45)	4.20
	50	5.00	-	5.00 (1.50-5.91)	3.85	5.20	-	5.20 (1.30-6.06)	4.37
	20+20	2.00	2.00	4.00 (1.60-5.30)	4.49	2.10	2.10	4.20 (1.50-5.25)	4.62
	20+25	2.00	2.50	4.50 (1.60-6.00)	4.21	2.09	2.61	4.70 (1.50-6.18)	4.52
	20+35	2.00	3.50	5.50 (1.60-6.47)	3.72	2.05	3.60	5.65 (1.50-6.71)	4.59
	20+50	2.00	5.00	7.00 (1.60-7.50)	3.72	2.00	5.00	7.00 (1.50-8.00)	4.67
	25+25	2.50	2.50	5.00 (1.60-6.00)	3.97	2.60	2.60	5.20 (1.50-6.18)	4.37
	25+35	2.50	3.50	6.00 (1.60-6.91)	3.53	2.54	3.56	6.10 (1.50-7.16)	4.45
	25+50	2.33	4.67	7.00 (1.60-7.50)	3.72	2.33	4.67	7.00 (1.50-8.00)	4.67
	35+35	3.50	3.50	7.00 (1.60-7.27)	3.50	3.50	3.50	7.00 (1.50-8.00)	4.49

*User can select the unit to operate in either cooling or heating mode, not both cooling and heating simultaneously

PRODUCT SPECIFICATION

Lite Series - Reverse Cycle



INDOOR UNIT		FTXF20TVMA	FTXF25TVMA	FTXF35TVMA	FTXF46TVMA	FTXF50TVMA	FTXF60TVMA	FTXF71TVMA
OUTDOOR UNIT		RXF20TVMA	RXF25TVMA	RXF35TVMA	RXF46TVMA	RXF50TVMA	RXF60TVMA	RXF71TVMA
Rated Capacity	Cool (kW)	2.0	2.5	3.5	4.6	5.0	6.0	7.1
	Heat (kW)	2.5	3.0	3.7	4.7	5.2	6.5	8.0
Capacity Range	Cool (kW)	0.9-2.3	0.9-2.8	0.9-3.7	1.5-5.0	1.5-5.5	1.6-6.5	2.0-7.5
	Heat (kW)	0.9-2.7	0.9-3.2	0.9-4.0	1.0-5.4	1.0-6.0	1.0-6.7	2.0-8.0
Indoor Airflow Rate (H)	Cool (l/s)	152	160	173	200	210	313	350
	Heat (l/s)	160	168	188	203	213	333	350
Indoor Fan Speeds		5 steps, quiet and automatic						
Energy Label/Star Ratings	Cool	3	4.5	3	2.5	2	2	2
	Heat	3.5	4.5	4	2.5	2.5	2.5	2.5
Front Panel Colour		Pearl Pure White						
Power Supply		1 phase, 220-240V, 50Hz						
Power Input (Rated)	Cool (kW)	0.51	0.53	0.91	1.28	1.44	1.71	2.14
	Heat (kW)	0.59	0.63	0.86	1.25	1.44	1.73	2.12
E.E.R/C.O.P	Cool/Heat	3.92/4.24	4.72/4.76	3.85/4.30	3.59/3.76	3.47/3.61	3.51/3.76	3.32/3.77
A.E.E.R/A.C.O.P	Cool/Heat	3.87/4.19	4.66/4.71	3.82/4.27	3.58/3.74	3.46/3.59	3.49/3.74	3.31/3.68
Dimensions (HxWxD)	Indoor (mm)	285x770x223			295x990x263			
	Outdoor (mm)	550x675x284			595x845x300		695x930x350	
Weight	Indoor (kg)	9	9	9	9	9	12	13
	Outdoor (kg)	27	28	28	41	41	41	54
Compressor Type		Hermetically Sealed Swing Type						
Refrigerant Type		R32						
Max Pipe Length	(m)	20	20	20	30	30	30	30
Max Level Difference	(m)	15	15	15	20	20	20	20
Pipe Sizes	Liquid (mm)	6.4	6.4	6.4	6.4	6.4	6.4	6.4
	Gas (mm)	9.5	9.5	9.5	12.7	12.7	12.7	12.7
Outdoor Operating Range	Cool (°CDB)	-10 to 46						
	Heat (°CWB)	-15 to 18						
Indoor Sound Level (H/SL)	Cool (dBA)	39/19	40/19	42/19	44/28	45/28	46/29	49/30
	Heat (dBA)	39/20	40/20	42/20	44/28	45/28	46/29	49/30
Outdoor Sound Level (H/SL)	Cool (dBA)	47/43	47/43	48/44	47/44	47/44	49/46	53/47
	Heat (dBA)	48/44	48/44	49/45	50/46	50/46	51/47	54/49
Outdoor EPA Sound Power Level (H)	Cool (dBA)	59	59	60	59	59	61	65
	Heat (dBA)	60	60	61	62	62	63	66

Lite Series Notes (Page 8, 9):

- The Rated Capacity, Power Input and Running Current are determined under conditions T1 (cooling) or H1 (heating) of AS/NZS 3823.1.1
Cooling: Indoor temp: 27°CDB/19°CWB, Outdoor temp: 35°CDB/24°CWB
Heating: Indoor temp: 20°CDB/15°CWB, Outdoor temp: 7°CDB/6°CWB
- Indoor and outdoor unit sound levels are determined in an anechoic chamber at a distance of 1 metre from the front of the unit.
They are normally higher during actual operation due to ambient conditions.

PRODUCT SPECIFICATION


Lite Series - Cooling Only



INDOOR UNIT		FTKF20TVMA	FTKF25TVMA	FTKF35TVMA	FTKF46TVMA	FTKF50TVMA	FTKF60TVMA	FTKF71TVMA
OUTDOOR UNIT		RKF20TVMA	RKF25TVMA	RKF35TVMA	RKF46TVMA	RKF50TVMA	RKF60TVMA	RKF71TVMA
Rated Capacity	Cool (kW)	2.0	2.5	3.5	4.6	5.0	6.0	7.1
	Capacity Range	Cool (kW)	0.9-2.8	1.0-3.2	1.3-4.1	1.6-5.2	1.6-5.8	1.6-6.7
Indoor Airflow Rate (H)	Cool (l/s)	152	160	173	198	212	315	330
Indoor Fan Speeds		5 steps, quiet and automatic						
Energy Label/Star Ratings	Cool	3.5	2.5	3	2	2	2	2
Front Panel Colour		Pure White						
Power Supply		1 phase, 220-240V, 50Hz						
Power Input (Rated)	Cool (kW)	0.49	0.67	0.91	1.31	1.53	1.74	2.12
E.E.R	Cool/Heat	4.08	3.73	3.85	3.51	3.27	3.45	3.35
A.E.E.R	Cool/Heat	4.03	3.69	3.82	3.49	3.25	3.43	3.33
Dimensions (HxWxD)	Indoor (mm)	285x770x223			295x990x263			
	Outdoor (mm)	550x675x284			595x845x300			
Weight	Indoor (kg)	9	9	9	9	9	13	13
	Outdoor (kg)	26	26	28	40	40	36	40
Compressor Type		Hermetically Sealed Swing Type						
Refrigerant Type		R32						
Max Pipe Length	(m)	20	20	20	30	30	30	30
Max Level Difference	(m)	15	15	15	20	20	20	20
Pipe Sizes	Liquid (mm)	6.4	6.4	6.4	6.4	6.4	6.4	6.4
	Gas (mm)	9.5	9.5	9.5	12.7	12.7	12.7	15.9
Outdoor Operating Range	Cool (°CDB)	-10 to 46						
Indoor Sound Level (H/SL)	Cool (dBA)	39/19	40/19	42/19	44/28	46/28	46/29	49/30
	Outdoor Sound Level (H/SL)	Cool (dBA)	47/43	47/43	48/44	47/44	47/44	49/46
Outdoor EPA Sound Power Level (H)	Cool (dBA)	59	59	60	59	59	61	63

PRODUCT SPECIFICATION

Multi Lite - Reverse Cycle



INDOOR UNIT		CTXF20TVMA	CTXF25TVMA	CTXF35TVMA	CTXF50TVMA
Power Supply		1 Phase, 220-240V, 50Hz			
Capacity	Cool/Heat (kW)	2.0	2.5	3.5	5.0
Front Panel Colour		Pure White			
Airflow Rate (H)	Cool (l/s)	167		177	312
	Heat (l/s)	193		200	327
Sound Level (H/L/SL)	Cool (dBA)	40/27/19		42/28/19	45/35/28
	Heat (dBA)	40/28/20		42/29/20	45/33/28
Sound Power Level (H)	Cool (dBA)	54		56	59
	Heat (dBA)	54		56	59
Fan Speed		5 steps, quiet and automatic			
Dimensions (HxWxD)	(mm)	285x770x223			295x990x263
Machine Weight	(kg)	9			12
Piping Connections	Liquid (mm)	6.4 (Flared)			
	Gas (mm)	9.5 (Flared)			12.7 (Flared)
	Drain (mm)	16			



OUTDOOR UNIT		2MXF70TVMA
Power Supply		1 Phase, 220-240V, 50Hz
Rated Capacity	Cool (kW)	7.0
	Heat (kW)	7.0
Max Connectable Indoor Units		2
Max Connected Indoor Unit Capacity	(kW)	7.5
Casing Colour		Ivory White
Compressor Type		Hermetically Sealed Swing Type
Refrigerant Type		R32
Sound Level (Rated/Quiet)	Cool (dBA)	51/46
	Heat (dBA)	53/46
Sound Power Level (H)	Cool (dBA)	63
	Heat (dBA)	65
Dimensions (HxWxD)	(mm)	595x845x300
Weight	(kg)	47
Operation Range	Cool (°CDB)	10 to 46
	Heat (°CWB)	-15 to 18
Max Piping Length	Total (m)	30
	Per Room (m)	25
Additional Charge	(g/m)	20 (for 20m or more)
Max Installation Height Difference	(m)	15 (between indoor and outdoor units) / 7.5 (between indoor units)

FEATURES CHECKLIST

	WALL MOUNTED UNIT	
	LITE SERIES	MULTI LITE
	FTX(K)F20TVMA FTX(K)F25TVMA FTX(K)F35TVMA FTX(K)F46TVMA FTX(K)F50TVMA FTX(K)F60TVMA FTX(K)F71TVMA	CTXF20TVMA CTXF25TVMA CTXF35TVMA CTXF50TVMA
DC Inverter	✓	✓
PAM Control	✓	✓
Standby Power Function	✓	✓
Power-Airflow Flaps	✓ ¹	✓ ¹
Power-Airflow Dual Flaps	✓ ²	✓ ²
Vertical Auto-Swing (up and down)	✓	✓
Horizontal Auto-Swing (right and left)		
3-D Airflow		
Comfortable Airflow	✓	✓
Indoor Unit Quiet Operation	✓	✓
Outdoor Unit Quiet Operation	✓	✓
Intelligent Eye		
2-Area Intelligent Eye		
Automatic Operation	✓ ³	✓ ³
Program Dry Function	✓	✓
Auto Fan Speed	✓	✓
Hot Start	✓ ³	✓ ³
Titanium Apatite Deodorising Filter	✓ ⁴	✓ ⁴
Air-Purifying Filter	✓	✓
Flash Streamer Technology		
Econo Mode	✓	✓
Radiant Mode		
Powerful Operation	✓	✓
LCD Wireless Remote Control	✓	✓
Indoor Unit On/Off Switch	✓	✓
24-Hour On/Off Timer		
Countdown On/Off Timer	✓	✓
Quick Heating Timer		
Weekly Timer		
Night Set Mode	✓	✓
Auto-Restart after Power Failure	✓	✓
Self Diagnosis with Digital Display	✓	✓
Anticorrosion Treatment of Outdoor Heat Exchanger Fin	✓	✓
Demand Enabled Response (DRED)	✓ ⁴	
Wireless LAN Connection	✓ ⁵	✓ ⁵
0.5°C Step Room Temperature Control	✓	✓

- 1 Only available for FTX(K)F20-50TVMA & CTXF20-35TVMA
- 2 Only available for FTX(K)F60-71TVMA & CTXF50TVMA
- 3 Only available for Reverse Cycle Models
- 4 Optional Accessory
- 5 Optional Accessory, Remote Control PCB also required BRP067A42 for FTX(K)F20-50TVMA & CTXF20-35TVMA BRP980B42 for FTX(K)F60-71TVMA & CTXF50TVMA

Multi Lite Notes (Page 10):

- i. The Rated Capacity, Power Input and Running Current are determined under conditions T1 (cooling) or H1 (heating) of AS/NZS 3823.1.4
Cooling: Indoor temp: 27°CDB/19°CWB, Outdoor temp: 35°CDB/24°CWB
Heating: Indoor temp: 20°CDB/15°CWB, Outdoor temp: 7°CDB/6°CWB
- ii. Indoor and outdoor unit sound levels are determined in an anechoic chamber at a distance of 1 metre from the front of the unit. They are normally higher during actual operation due to ambient conditions.

The specifications, designs and information in this brochure are subject to change without notice. Unit colours shown are as close as possible to actual unit colours. Colours depicted in this brochure may vary slightly.

ASSUMPTIONS

All representations made in Daikin marketing and promotional material are based on the assumptions that the correct equipment has been selected, appropriately sized and installed in accordance with Daikin's installation instructions and standard industry practices.

QUALITY CERTIFICATIONS

Daikin Industries Limited was the first air conditioning equipment manufacturer in Japan to receive ISO 9001 certification. All Daikin manufacturing facilities have been certified to ISO 9001 Quality Management System requirements. ISO 9001 is a certificate for quality assurance concerning 'design, development, manufacturing, installation and related service' of products manufactured at that factory.

ENVIRONMENTAL CERTIFICATIONS

Daikin Industries Limited has received ISO 14001 Environmental Certification for the Daikin production facilities listed below. ISO 14001 is an international standard specifying requirement for an environmental management system, enabling an organisation to formulate policy and objectives, taking into account legislative requirements and information about significant environmental impacts. It applies to those environmental aspects within the organisation's control and over which it can be expected to have an influence.

The certification relates only to the environmental management system and does not constitute any endorsement of the products shipped from the facility by the International Organisation for Standardisation.

Head Office /Tokyo Office
Shiga Plant (Japan)
Sakai Plant (Japan)
Daikin Industries Ltd (Thailand)
Yodogawa Plant (Japan)
Daikin Australia Pty. Ltd.

Certificate number: EC02J0355
Certificate number: EC99J2044
Certificate number: JOA-E-80009
Certificate number: JOA-E-90108
Certificate number: EC99J2057
Certificate number: CEM20437

**Daikin Australia Pty Limited
(ISO 9001)**
QEC 23256 May 12, 2006
Sydney, Brisbane, Adelaide,
Melbourne, Newcastle,
Townsville, Perth



**Daikin Australia Pty Limited
(ISO 14001)**
CEM 20437 October 27, 2006
Sydney, Brisbane, Adelaide,
Melbourne, Perth



**Residential Air Conditioning
Manufacturing Div (ISO 9001)**
JQA-0486 May 2, 1994
(Shiga Plant)

**Commercial Air Conditioning
and Refrigeration
Manufacturing Div (ISO 9001)**
JMI0107 December 28, 1992
(Kanaoka Factory and Rinkai
Factory at Sakai Plant)

**Industrial System and Chiller
Products Manufacturing Div
(ISO 9001)**
JQA-0495 May 16, 1994
(Yodogawa Plant and Kanaoka
Factory and Kishiwada Factory)

Daikin Europe N.V (ISO 9001)
Lloyd 928589.1 June 2, 1993

Daikin Industries (Thailand) Ltd
JQA-1452 September 13, 2002
(ISO 9001)



CONTACT:



Daikin Australia Pty Limited ABN 62 000 172 967
For Sales enquiries, email sales@daikin.com.au
For Customer Service or Technical Support, call **1300 362 438**

Stay Connected!     
Visit commercial.daikin.com.au